

# Zefiro

## Zefiro 675



## Zefiro 690



## Zefiro 695



## Zefiro 696

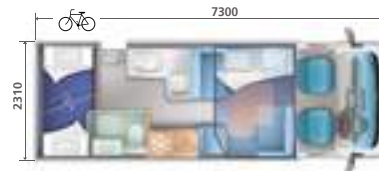


# Auto-Roller

## Auto-Roller 694




## Auto-Roller 707



## Auto-Roller 746



## Auto-Roller 747



# T-Line


## T-Line 590



## T-Line 740




## T-Line 785



**NOTICE** - All the information and photos shown herein are to be considered as merely indicative and do not constitute contractual specifications. Trigano S.p.A. reserves the right to make the technical and configuration changes considered appropriate to its vehicles and to change the equipment the vehicles are provided with at any time and with no official notice. Owing to the above, all the information concerning the specifications and equipment of every motorhome must be requested before purchase from the dealer, who, acting as sole point of reference, will confirm or rectify the data published herein, updating the customer on the actual features and equipment of the vehicle he/she is interested in and for which negotiations are ongoing. Trigano S.p.A. declines any liability concerning changes, including additions, and/or conversions made after the printing of this document and/or delivery of the vehicle. Weights and dimensions are subject to change due to the fact that the vehicles are manufactured using natural materials, therefore performance and dimensions can vary in factory manufacturing with a tolerance of +/- 5%. Important note: The optional items fitted are not included in the definition of the vehicle empty weight. Their weight must therefore be included in the useful load. All users must adjust the load and number of passengers carried to the vehicle carrying capacity minus the weight of complementary equipment installed. For user safety, you are in any case recommended not to exceed the technically permissible maximum weight stated by the manufacturer. Fitting, removing or alterations carried out c/o unauthorised workshops may compromise your safety and at the same time lead to invalidation of the warranty.

**PRIVATE EXPORTING OF VEHICLES** - Roller Team Motorhomes are designed and manufactured to operate in a specific country or region and therefore it is imperative that when purchasing a new vehicle, the buyer should be completely aware of the design and operating parameters of the product. Vehicles purchased in the UK are not only built to the necessary European Directives and Standards (e.g. ECWVTA - Type approval), but also are equipped with components that are designed to operate in a typical European temperate climate. Should a customer choose to export a registered vehicle from the UK, or purchase a vehicle from a nonaligned dealership outside the UK, it is their responsibility to ensure that any required modifications have been completed to the correct standard, and that the vehicle complies with all legislation of the country in which the vehicle is to be registered. Any equipment that is operated in a country that it is not designed for will either not perform correctly and could possibly fail. This equipment may also not be covered by the appliance manufacturer's warranty. Similarly, Roller Team Motorhomes vehicles are designed to be used on normal tarmac roads, with occasional off road campsite use. Should a vehicle be used outside of these conditions, the vehicle could suffer undue load, stress and ingress of debris and therefore Roller Team Motorhomes will not be held liable for any such failure and as a result any applicable warranty will be void.

 Trigano S.p.A. operates with an Integrated Quality, Environment and Safety Management System by the new certification body TÜV

Dealer's stamp




TRIGANO SpA Loc.Cusona, 53037 - San Gimignano (Siena) Italy  
sales@auto-trail.co.uk - www.rollerteammotorhomes.co.uk

Photos: Simone Burchi Ed. 01 - UK - 09/2015

UK


2016  
Zefiro | Auto-Roller | T-Line






Fiberglass hail damage resistant roof.  
Roof thickness with Styrofoam® for greater insulation and protection.  
Extruded plastic inserts in areas in contact with the outside. Wood free.

- ❑ 1 Anti hail fiberglass
- ❑ 2 Extruded plastic
- ❑ 3 Styrofoam®
- ❑ 4 Fiberglass



Exterior side-walls in fiberglass.  
No contact between exterior and interior.  
High density extruded plastic: it prevents any contact of the inner part of the walls with the water. Styrofoam® in all walls: better soundproofing and thermal insulation of the vehicle.  
Laminated plastic inside: it prevent any contact of the inner part with weathering. Wood free.

- ❑ 1 Anti-hail Fiberglass on exterior walls
- ❑ 2 Styrofoam®
- ❑ 3 High density extruded plastic
- ❑ 4 Internal laminated plastic with ceiling in pvc



Floor in Styrofoam® with lower and upper fiberglass covering for enhanced protection, thermal insulation and resistance. Floor thickness 54 mm, utmost resistance to potential damage.

- ❑ 1 Styrofoam®
- ❑ 2 Lower and upper fiberglass covering
- ❑ 3 Internal ceiling in pvc
- ❑ 4 Perimetral protection in extruded plastic



Exps Evo

# Protection in Evolution

## EXtreme Protection System

The latest technology for manufacturing motorhomes of today. Fruit of continuous Roller Team research EVO TECNOLOGY is born, the new technology that is applied to side walls, roof and floor, guarantees the highest protection for your motorhome.

- Greater thermal and acoustic insulation
- Greater protection from the elements

- Greater structural resistance
- Total protection of the underfloor from all the elements
- Ultimate resistance

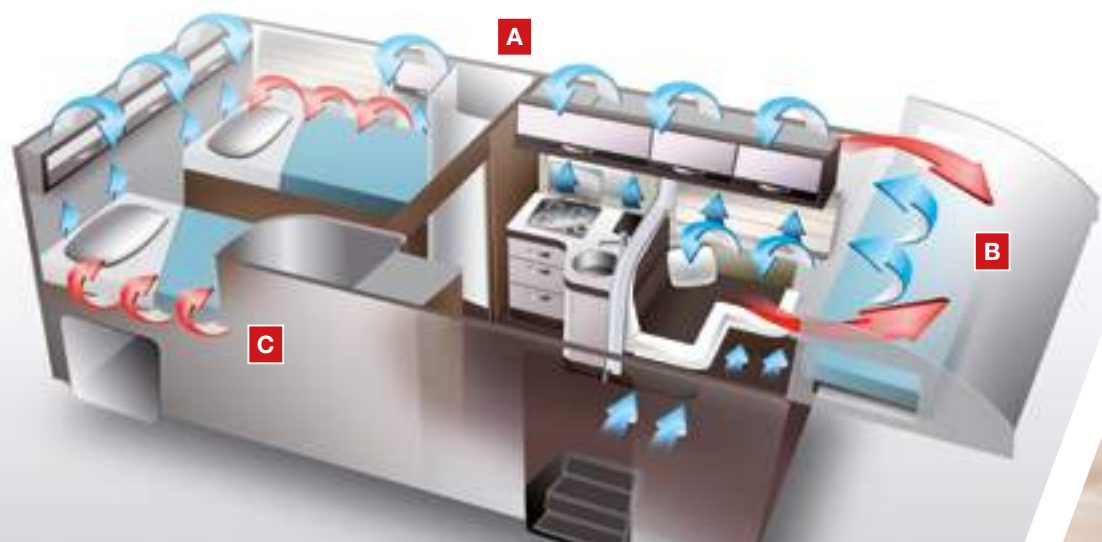


Our Extreme Protection System allows us to offer a comprehensive 5 year warranty for base vehicle and conversion and a 10 year body integrity warranty for total piece of mind.



# Breathe

## Made to breathe



The "Breathe" project promotes the study of air distribution inside a motorhome promoting circulation, rendering the temperature and assisting the avoidance of the formation of condensation.

**A** Permanent ventilation inside all wall units

**B** Heating in the overcab area

**C** Perimeter heating in all models with rear twin beds

The wooden panels are positioned in the dinette at a small distance from the interior side panel. All fixed beds in the rear part or overcab are fitted with staves. Mattresses of the rear beds are a polyester fabric, quilted top and sides, with breathable technical fabric in the bottom part.




For the 2016 season Roller Team Motorhomes have added even more specification to their range offering you, the customer, even more value for money. Fitted as standard to all 2016 models is a colour reversing camera with monitor, a 95 amp Auxiliary battery, 120 watt Solar panel, Bike rack (4 type) and a fitted fly screen to the entrance door. It doesn't stop there...don't forget the high specification already included, special safety features like ESC (Electronic Stability Control) and Traction+ on all Fiat Auto-Roller and T-Line

models which also includes "hill hold" and "hill assist". Wider rear track to all ranges, special "camping tyres", electric windows, ABS, cruise control and daytime running lights (DRL's). Both Ford and Fiat chassis are being utilised for 2016 with UK entrance door being introduced to all Auto-Roller models, more electric drop down beds are on offer, brand new upholstery schemes, a new Lo-Line exterior look and an industry leading brand new 5 year warranty for both conversion and chassis (T&C applies).

# 2016 – A season for

## even more added value

**Why not choose our "Drivers pack" at an amazing £999 it is available on all models and adds some amazing specification, Cab air conditioning, cruise control with speed limiter, radio with steering wheel controls and blue tooth connectivity, radio antenna in rear view mirror, passenger airbag and electrically operated and heated mirrors.**







# Zefiro

Refined,  
understated and  
unbelievable value  
for money.

**Zefiro 675**



**Zefiro 690**




**Zefiro 695**



**Zefiro 696**



The specifications contained herein may refer to only certain models of the range.




**1** Well-appointed kitchens with sink, 3 burner hob with glass folding cover. LED lighting under worktops and in kitchen area, full drawers and storage cupboards with cutlery tray, soft close and positive catches. Large 140 litre "slim" fridge freezer fitted as standard.




**2** Bunks, transverse doubles above a large storage area and central island beds available in the Zefiro range. Large over cab "Luton" beds with skylight and Lo-profile available. Electric drop down bed on 696 which can be held in any position. Lounge areas easily convert to additional sleeping if required.



**3** Double and L shaped dinettes offering comfortable seating, storage pockets and USB port conveniently positioned. Large dinette table, fully adjustable, it can be folded and moved easily.



**4** Modern en-suite facilities offering electric 12v flush toilets with pull out cassette, basin and separate shower cubicles.



**5** Standard fitment for 2016 is a colour reversing camera with monitor, a 95 amp Auxiliary battery, 120 watt Solar panel, Bike rack (4 type) and a fitted fly screen to the entrance door.

2 overcab and 2 brand new low profile models for an attractive, comfortable and reliable range of motorhomes. Discover a new way of getting to know the world and experiencing your leisure time with Zefiro: the range which in terms of equipments, practicality and functionality represents the best choice for entering the world of the great outdoors. With Zefiro, easier to go on holiday: complete with all the specifications Zefiro excels for the excellent price/quality ratio. Free to travel for a holiday without compromise. The world is within your reach!





# Zefiro 675



Based on the Ford, 125hp, manual as standard (155 bhp upgrade is a cost options). The Zefiro 675 has a dinette for up to 6 dining places, a large overcab and twin rear bunk beds. The bottom bunk can be stowed away to create a large storage area accessible from outside, ideal for bicycles or larger items. This model is an ideal vehicle for a family with children where up to 6 people can travel, sleep and enjoy their vacation.







# Zefiro 690



Based on the Ford, 125hp, manual as standard (155 bhp upgrade is a cost options). The Zefiro 690 is a great compromise between dimensions under 7 metres, large garage, comfortable dinette for up to 6 dining places and 6 berths. Superb in all respects to beds, storage and separate shower cubicle within the en-suite facilities, the 690 is the ideal motorhome for families who like to travelling in comfort, with all the essentials!







# Zefiro 695

New for 2016 - The 695 offers an island bed to the rear with “his and hers” wardrobe space to either side. A separate shower cubicle with toilet and basin opposite are also towards the bedroom area which leads into a fully equipped L shaped kitchen. Backing onto the kitchen, comfort is assured with an L shaped dinette and seat belts fitted for 3. Based on the Ford Transit, 125 bhp manual as standard (engine upgrade to 150 bhp are also available).



 5

 4







# Zefiro 696



Like its sister, the Zefiro 695, the new 2016 season Zefiro 696 offers a comfortable island bed to the rear, mid ship en-suite area with separate shower cubicle, L shaped kitchen area which also backs up to an L shaped dinette with 2 inertia reel seat belts allowing 5 people to travel in safety. What the 696 offers differently is an electric drop down bed behind the cab area, above the lounge. This full size double bed electrically operates with ease and houses a double mattress made of polyester “breathable” fabric, quilted top and sides. 125 bhp manual Ford Transit as standard with cost optional 155bhp available.



5



5





# Auto-Roller

1 overcab and 3 low profile models, all now available with UK side door entry!

**Auto-Roller 694**



**Auto-Roller 707**



**Auto-Roller 746**



**Auto-Roller 747**



The specifications contained herein may refer to only certain models of the range.



**1** Well-appointed kitchens with sink, 3 burner hob with glass folding cover. LED lighting under worktops and in kitchen area, full drawers and storage cupboards with cutlery tray, soft close and positive catches. Large 140 litre "slim" fridge freezer fitted to 694 and 707 only.



**2** Bunks, longitudinal "French" beds and rear "U" shapes with double dinettes available in the Auto-Roller range, all now with UK side door entry. Large over cab "Luton" beds with skylight and Lo-profile available. Electric drop down bed on 707/747 which can be held in any position. Lounge areas easily convert to additional sleeping if required.



**3** Double and L shaped dinettes offering comfortable seating, storage pockets and USB port conveniently positioned. Large dinette table, fully adjustable, it can be folded and moved easily.



**4** Modern en-suite facilities offering electric 12v flush toilets with pull out cassette, basin and separate shower cubicles.

**5** Standard fitment for 2016 is a colour reversing camera with monitor, a 95 amp Auxiliary battery, 120 watt Solar panel, Bike rack (4 type) and a fitted fly screen to the entrance door.





# Auto-Roller 694



Based on the Fiat Ducato chassis and supplied with a 2,3 litre 130hp manual as standard (engine upgrades including automatic are available). The 694 model has a spacious rear corner bed, modern corner washroom, practical kitchen with 150 L fridge and separate freezer. The front lounge provides a spacious L shaped seating to one side which incorporates 2 belted travelling seats to carry passengers in safety, providing a spacious and inviting front lounge. This compact, Lo-Line but spacious motorhome is perfect for 2 or 4 to travel in comfort.







# Auto-Roller 707



Based on the Fiat Ducato chassis and supplied with a 2,3 MJ 35, 130 hp, manual chassis as standard (engine upgrades and automatic are cost options). The new Lo-Line Auto-Roller 707 has a unique “double L shaped” dinette lounge, twin rear bunks, the bottom bunk can be stowed away to create a large storage area accessible from the outside, ideal for bicycles or larger items. There is also a fantastic electric drop down double bed behind the cab, above the L shaped dinettes which together offer sleeping for up to 7 people. This model is an ideal family vehicle and at 3650 kgs Gross vehicle weight has 7 seat belts fitted as standard.



6 (3500) / 7 (3650) 7







# Auto-Roller 746



Continental air, but UK by design! Based on the Fiat Ducato 130 hp, manual chassis as standard (engine upgrades and automatic are cost options) this model boasts a spacious 6ft rear U shaped lounge for 6. The lounge is ideal for relaxing after a busy day and can easily convert in the evenings into either two singles or a large double bed. To the centre there is a well equipped modern kitchen and washroom with separate shower cubicle. The vehicle is completed with a double dinette to the front with 4 belted travelling seats. This area

will transform in the evenings into a double bed. Above the cab you will find a large double bed with large roof light to the front of the Luton, which provides invaluable natural light into the vehicle during the day. A true UK layout offering spaciousness, comfort, practicality and value for money.



5 (3500) / 6 (3650) 6





# Auto-Roller 747



New for 2016 the Lo-line 747 again is offered on the market leading Fiat Ducato with a 130 bhp manual engine as standard (engine upgrades and automatic are cost options). The best of all worlds are offered in this model with a UK friendly rear U shaped lounge, central en-suite opposite a large wardrobe and well equipped kitchen area leading to the front where a full double dinette offering 4 seat belts so 6 can travel in total safety. Opposite the dinette is a side facing settee which opens up the front lounge area for "split" dining front and rear if needed. To the rear of the cab area is a large electric drop down double bed. This full size bed electrically operates with ease and houses a double mattress made of polyester "breathable" fabric, quilted top and sides. This truly is a fantastic layout for up to 6 people offering space, comfort, innovative ideas and standard specification including colour reversing camera, solar panel, bike rack (4 type) and fly screen to the entrance door.



6

6





# T-Line

Take your journey further: 3 models incorporating an electric drop down bed.


**T-Line 590**



**T-Line 740**



**T-Line 785**



The specifications contained herein may refer to only certain models of the range.



**1** Well appointed "L" shaped kitchens with sink, 3 burner hob with glass folding cover. LED lighting under worktops and in kitchen area, full drawers and storage cupboards with cutlery tray, soft close and positive catches. Large 140 litre "slim" fridge freezer fitted as standard.




**2** Twin singles and central island beds available in the T Line range. All Lo-profile with electric drop down bed which can be held in any position. "L" shaped lounge areas easily convert to additional sleeping if required.



**3** L shaped dinettes offering comfortable seating, storage pockets and USB port conveniently positioned. Large dinette table, fully adjustable, it can be folded and moved easily.



**4** Modern en-suite facilities offering electric 12v flush toilets with pull out cassette, basin and separate shower cubicles.



**5** Standard fitment for 2016 is a colour reversing camera with monitor, a 95 amp Auxiliary battery, 120 watt Solar panel, Bike rack (4 type) and a fitted fly screen to the entrance door.

Discover a new way of experiencing your leisure time without forsaking anything essential with T-Line, the vehicle which in terms of praticatility and functionality represents the best choice for enjoying the world of the great outdoors. Welcoming settings and warm atmospheres, design and attention to detail and utmost functionality of the accessories and fittings. All models are available at fantastic prices, one version with a garage, one model with rear island bed and one compact model measuring only 5.9 m.





# T-Line 590



Based on the Fiat Ducato 35, 130hp, manual as standard (engine upgrades including automatic are cost options). The T-Line 590 is a very compact model with dimension under 6 metres. The model offers 4 seat belts as standard and it is the ideal vehicle for a couple who enjoy travelling with the maximum comfort thanks to the spacious lounge, the practical L shaped Kitchen with a good working top and a large 150L fridge freezer, a spacious washroom

with wardrobe accessible even from the outside and a good storage capacity. Sleeping is here at the maximum comfort: the electrical elevating bed can be positioned at any height and it stops just above the seating area.








# T-Line 740



The T-Line 740 model offers a new solution of rear central bed with big dimensions, giving maximum comfort and living space. A completely new layout with day and night separation thanks to the sliding doors of the bedroom and toilette. Comfort is assured by a L shaped dinette, and a practical L-shaped kitchen with 150 litre fridge freezer, a 3 burner hob and full oven/grill with valuable storage to suit. Again, like all T- Lines - sleeping is offered by the electrical elevating bed that can be positioned at any height. Based on the Fiat Ducato 35, 130HP, manual as standard (engine upgrades including automatic are cost options).



5  
5







# T-Line 785



Based on the Fiat Ducato 35, 130hp, manual as standard (engine upgrades including automatic are cost options). The T-Line 785 is a revised layout for 2016, this model offers twin longitudinal rear single beds with the possibility of joining them to form a double bed. Storage is complimented by wardrobes under the beds and steps. Comfort is assured by an L shaped dinette. A rear ensuite, toilette and separate shower area with rigid door, and a practical kitchen with a 3 burner hob. This is the ideal model for a couple who like travelling with grandchildren. Electric drop down bed above the L shaped lounge comes as standard.





# Chassis Specification

## STANDARD SPECIFICATION

**ZEFIRO** Wider track, Spare wheel, special camping tyres, central cab locking with remote control, power windows, athermal windows, ABS, drivers AIRBAG, cruise control and speed, daytime running lights, driver and passenger's seats with fore and aft adjustment, height-adjustable driver's seat, cab seats covers.

Colour reversing camera, 120 watt solar panel, Bike rack (4 type), Fly screen to entrance door, 95 amp auxiliary battery.

**AUTO-ROLLER, T-LINE** Wider track, Spare wheel, special camping tyres, central cab locking with remote control, power windows, athermal windows, ABS, drivers AIRBAG, cruise control, daytime running lights, driver and passenger's seats with fore and aft adjustment, height-adjustable driver's seat, cab seats covers, painted bumpers, 4 speakers in the cab, cup-holder in the cab with USB charging point and tablet holder. Colour reversing camera, 120 watt solar panel, Bike rack (4 type), Fly screen to entrance door, 95 amp auxiliary battery.

## ESC/TRACTION + (FIAT ONLY)

ESP/ESC (Electronic Stability Program®), Traction + : Vehicle stability control system, assisted uphill starting system (Hill-holder) and device in low grip conditions that shifts the weight of the vehicle where grip is better, descent holder.

# Cost Optional Upgrade Packs

## DRIVERS PACK - COST OPTIONAL

Cab air conditioning, Cruise control with speed limiter function, Radio with steering wheel controls and Bluetooth connectivity, Radio aerial in rear view mirror, Passenger airbag, Electrically operated and heated mirrors.

## FIAT AND FORD ENGINE UPGRADES

Ford – 155bhp manual engine upgrade (in lieu of standard 125bhp).

Fiat – 147bhp manual engine upgrade (in lieu of standard 130bhp).

Fiat - Automatic gearbox, leather steering wheel and gearshift knob.

## THERMO PACK

6000 w COMBINED HEATING WITH CP Plus Remote control, Insulation and heating for the waste tank, entrance step insulation, wheel arch insulation, active protection to the external water pipes, insulated cab curtain.

## Key

**S** Standard

**O** Optional

# Upholsteries




ZEFIRO Discovery ●



ZEFIRO Esprit ○



ZEFIRO Genesy ○



AUTO-ROLLER Esprit ●




AUTO-ROLLER Discovery ○



AUTO-ROLLER Genesy ○



T-LINE Genesy ●



T-LINE Esprit ○



T-LINE Discovery ○

● Standard ○ Optional

## Note

\*MRO (Mass in Running Order) information:

The Mass in Running Order (MRO) is the mass of the empty vehicle including a 75kg allowance for the driver, the Diesel tank full and one LPG cylinder full. The MRO is calculated with the freshwater tank filled to (20 litres) on all models and with one 13kg LPG cylinder. Should you choose to travel with additional water in your freshwater tank, or an additional LPG cylinder, then the MRO figure must be adjusted accordingly.

### TOLERANCES

The MRO figure quoted is representative of a number of similar specification models weighed on our fully calibrated axle weighbridge. Because of the materials and construction techniques used in the manufacture of our motorhomes, all weights quoted by us are subject to the tolerances allowed in Regulation (EU) No. 1230/2012 (+/-5%).

\*\*: Optional to be requested when ordering the vehicle.

\*\*\*: To increase the vehicle payload, when travelling it is possible to reduce the fresh water tank capacity to approx. 50 lt.

The data shown are provisional and must be confirmed at the time of certification.

- (a) Maximum total weight of the vehicle not to be exceeded.
- (b) Certified vehicle weight comprises: driver, fuel tank fully filled (60 lt), fresh water tank filled to 50lt. (use of special drain valve) and aluminium gas bottles (max. 15 kg.) filled at 90% of their capacity, and certified tolerance (+/- 5%) (2001/116/CE). Warning: optional items installed are not included in the determination of the load less weight in running order of the vehicle.

- (c) The vehicle in running conditions must have the fresh water tank filled to its minimum capacity: 50 liters, using the special drain tap.
- (d) It is a system that allows to adjust the height of the rear bed to reduce or increase the volume of the garage. Models with garage and rear fixed bed can also be requested without Flex Space.
- (e) Separation system with interior tent or with rigid door depending on the model.





# Roller Team

A product resulting from important technological research and development investments, which have led to the construction of high quality, reliable and functional motorhomes, with favourable prices and innovative solutions. A style that conveys the traits of Italian design, the wise choice of materials and care for each single detail. A choice of several models so as to meet all types of requirements.

An exclusive production in the European outdoor sector: Lean Production. Keywords: constant improvement, flexibility, optimisation of production, controls in all production stages. UNI EN ISO 9001 for QUALITY and UNI EN ISO 14001 for the ENVIRONMENT a certification that Roller Team has obtained, the only Italian sector company and European leader in the sector.

A motorhome is a very important purchase. Being aware of this, Roller Team offers reliability, safety and sturdiness: vehicles capable of withstanding time and all type of weather conditions, compliant to all International standards, which undergo quality controls and safety checks at each and every manufacturing stage and before delivery: Gas system test, Electronic weighing, waterproof test against leaks, aerodynamic wind tunnel testing and weather tests.

ROLLER TEAM: a relatively young brand that has quickly made a name for itself throughout Europe becoming a leader in many European countries; always pioneering new solutions that have made the motorhome accessible to everyone, offering a competitive and technologically advanced product.

ROLLER TEAM: a brand with a long experience and a strong personality, capable of maintaining its reliability and its value over time.

## Zefiro

## Auto-Roller

## T-Line

	NOTE	Zefiro				Auto-Roller				T-Line		
		675	690	695	696	694	707	746	747	590	740	785
CHASSIS	Mechanical unit	Ford Transit	Ford Transit	Ford Transit	Ford Transit	Fiat Ducato	Fiat Ducato	Fiat Ducato	Fiat Ducato	Fiat Ducato	Fiat Ducato	Fiat Ducato
	Engine	2,2 TDCi	2,2 TDCi	2,2 TDCi	2,2 TDCi	2.3 MJ	2.3 MJ	2.3 MJ	2.3 MJ	2.3 MJ	2.3 MJ	2.3 MJ
	Power rating (bhp)	125 (155 Opt)	125 (155 Opt)	125 (155 Opt)	125 (155 Opt)	130 (147 Opt)	130 (155 Opt)	130 (147 Opt)	130 (147 Opt)	130 (147 Opt)	130 (147 Opt)	130 (147 Opt)
	Rear track increased	S	S	S	S	S	S	S	S	S	S	S
	(*) Traction + / ESP	- / S	- / S	- / S	- / S	S	S	S	S	S	S	S
	Drivers airbag	S	S	S	S	S	S	S	S	S	S	S
SPECIFICATION	Colour reversing camera	S	S	S	S	S	S	S	S	S	S	S
	120 W Solar Panel	S	S	S	S	S	S	S	S	S	S	S
	Entrance door with fixed window	S	S	S	S	S	S	S	S	S	S	S
	Flyscreen to entrance door	S	S	S	S	S	S	S	S	S	S	S
	Cab seat covers	S	S	S	S	S	S	S	S	S	S	S
	(*) OPEN SKY to front luto area (mm)	-	-	1000x800	1000x800	1000X800	1000X800	800X600	1000X800	1000X800	1000X800	1000X800
	95 ah AGM Auxiliary battery	S	S	S	S	S	S	S	S	S	S	S
	Bike rack for four bikes (max capacity 75 kg)	S	S	S	S	S	S	S	S	S	S	S
	(d) Flex Space (rear bed height adjustment)	-	0	S	S	-	-	-	-	-	S	-
	Beds with wooden staves	S	S	S	S	S	S	S	S	S	S	S
	Homologated seats	6	6	5	5	4	6 (3500) / 7 (3650)	5 (3500) / 6 (3650)	6	4	5	5
	Berths	6	6	4	5	4	7	6	6	4	5	5
BERTHS AND BEDS	Rear Bed	2120x920 [2]	2070x1330 (1180)	1900x1400	1900x1400	1980x1300 (1050)	2160x920(760) [2]	2160x1880	2160x1880	-	1850x1340	1990x730 / 1890x730
	Bed in Dinette	1250x1886	1250x1886	2120x1160 (1110)	2120x970 (550)	2160x1160 (990)	2030x1250 / 1930x600	1800x1280	1800x1280	2160x1250	2120x685 (540)	2120x680 (440)
	Overcab bed	1960x1450	1960x1450	-	-	-	-	2020x1600	-	-	-	-
	Electric drop down bed	-	-	-	1900x1320 (1110)	-	1900x1360 (1270)	-	1900x1360 (1270)	1900x1360 (1270)	1900x1320 (1110)	1900x1320 (1110)
WEIGHTS AND MEASURES	External Length (mm)	6870	7200	7450	7450	6750	7300	7350	7350	5990	7430	7430
	External Width (mm)	2310	2310	2310	2310	2310	2310	2310	2310	2310	2310	2310
	External and Internal Height (mm)	3200 / 2080	3200 / 2080	2900 / 2080	2900 / 2080	2820 / 2080	2820 / 2080	3200 / 2080	2820 / 2080	2820 / 2080	3000 / 2080	2820 / 2080
	(a) Maximum Gross Vehicle Weight (Kg)	3500	3500	3500	3500	3500 (3650 opt)	3500 (3650 opt)	3500 (3650 opt)	3500 (3650 opt)	3500 (3650 opt)	3500 (3650 opt)	3500 (3650 opt)
	(b) MRO - Mass in Running Order (Weight unladen in running conditions - Kg)	2995	2995	3075	3075	2900 (2900)	2990 (3045)	3075 (3140)	2990 (3085)	2800 (2800)	3075 (3190)	3075 (3175)
	Payload (Kg)	505	505	425	425	600 (750)	510 (605)	425 (510)	510 (565)	700 (850)	425 (460)	425 (475)
	Wheelbase (mm) / Wheel dimensions	3750 / 16"	3750 / 16"	3954 / 16 "	3954 / 16 "	3800 / 15"	4035 / 15 "	4035 / 15 "	4035 / 15 "	3800 / 15"	4035 / 15 "	4035 / 15 "
	(c) Tank capacity: clear water / wastewater (L**)	100 / 120	100 / 120	100 / 120	100 / 120	100 / 100	100 / 100	100 / 100	100 / 100	100 / 105	100 / 115	100/105
	Floor / walls / roof thickness (mm)	54 / 31 / 31	54 / 31 / 31	54 / 31 / 31	54 / 31 / 31	54 / 31 / 31	54 / 31 / 31	54 / 31 / 31	54 / 31 / 31	54 / 31 / 31	54 / 31 / 31	54 / 31 / 31
	Material for walls and roof (mm)	fiberglass	fiberglass	fiberglass	fiberglass	fiberglass	fiberglass	fiberglass	fiberglass	fiberglass	fiberglass	fiberglass
	Material for floor external/internal	fiberglass Styrofoam®	fiberglass Styrofoam®	fiberglass Styrofoam®	fiberglass Styrofoam®	fiberglass Styrofoam®	fiberglass Styrofoam®	fiberglass Styrofoam®	fiberglass Styrofoam®	fiberglass Styrofoam®	fiberglass Styrofoam®	fiberglass Styrofoam®
	Anti hail roof	S	S	S	S	S	S	S	S	S	S	S
	Space for 2 gas bottles (Max 15Kg)	S	S	S	S	S	S	S	S	S	S	S

## Zefiro

## Auto-Roller

## T-Line

	NOTE	Zefiro				Auto-Roller				T-Line		
		675	690	695	696	694	707	746	747	590	740	785
CHASSIS OPTIONS	Drivers Pack	0	0	0	0	0	0	0	0	0	0	0
	Cab air conditioning & Electrically operated and heated mirrors (Drivers Pack)	0	0	0	0	0	0	0	0	0	0	0
	Cruise Control with speed limiter (Drivers Pack)	0	0	0	0	0	0	0	0	0	0	0
	Radio with steering wheel controls and Bluetooth connectivity (Drivers Pack)	0	0	0	0	0	0	0	0	0	0	0
	Passenger airbag (Drivers Pack)	0	0	0	0	0	0	0	0	0	0	0
	(*) Comfortmatic (Auto-matic gearbox)	-	-	-	-	0	0	0	0	0	0	0
EXTERNAL FEATURES												
CHASSIS	External Locker (mm)	1220x670 1120x670	1170x970 1170x970	1170x820 1070x820	1170x820 1070x820	970 x 420	1070x600 1070x600	820x470	820x470	1070x600	1170x820 1170x820	970x420 530x600 970x420
	(*) Rear skylight (mm)	400x400	400x400	400x400 (0 700X500)	400x400 (0 700X500)	960 x 655	400 x 400	960 x 655	960 x 655	-	960x655	960x655
	(*) Central skylight (mm)	-	-	-	-	400 x 400	960 x 655	400 x 400	400 x 400	700x500	400X400	400X400
	(*) Dinette skylight (mm)	700X500	700X500	700X500	-	960 x 655	-	700X500	-	-	-	-
	Toilette / shower skylight (mm)	280X280	280X280	280X280	280X280	280 x 280	280X280	280X280	280X280	280X280	280X280	280X280
	(*) Exterior awning light	-	-	-	-	S	S	S	S	S	S	S
CHASSIS	INTERNAL FEATURES											
	Swivelling driver's seat / Swivelling passenger's seat	-	-	S	S	S	-	-	-	S	S	S
	Cab separation curtain	0	0	0	0	0	0	0	0	0	0	0
	(*) Day / night internal separation	-	-	S	S	-	-	-	-	-	S	S
	(e) Cab carpet / removable lounge carpet	S / 0	S / 0	S / 0	S / 0	S / 0	S / 0	S / 0	S / 0	S / 0	S / 0	S / 0
	TV provision / TV bracket	S / 0	S / 0	S / 0	S / 0	S / 0	S / 0	S / 0	S / 0	S / 0	S / 0	S / 0
KITCHEN												
CHASSIS	(*) Burners / gas oven / grill	3 / S / S	3 / S / S	3 / S / S	3 / S / S	3 / S / S	3 / S / S	3 / S / S	3 / S / S	3 / S / S	3 / S / S	3 / S / S
	Fridge / Fridge freezer (230V, 12V, gas) (L)	140	140	140	140	150	140	90	90	150	150	140
INSTALLATIONS												
CHASSIS	4000 W Combined Gas heating	S	S	S	S	S	S	S	S	-	-	-
	(*) 6000 W Combined Gas heating with CP Plus	0	0	0	0	0	0	0	0	S	S	S
FEATURES												
CHASSIS	(*) Thermopack	0	0	0	0	0	0	0	0	0	0	0

S Standard  
0 Optional  
- Not available